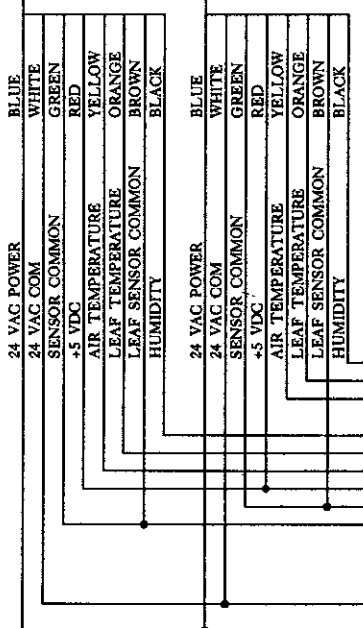
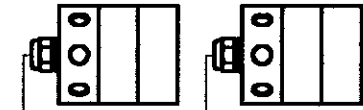
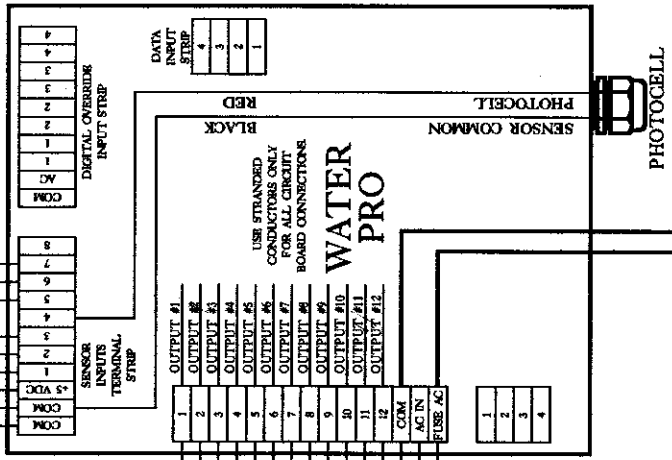
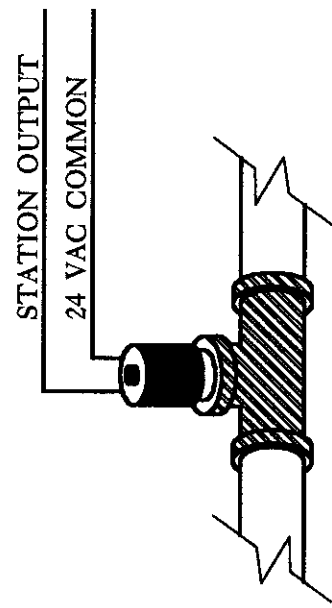


ASPIRATED VPD SENSOR ZONE #1
 LOCATE SENSOR IN THE CENTER OF THE CONTROLLED AREA, AT BENCH OR CROP LEVEL, AWAY FROM DIRECT CONTACT WITH GREENHOUSE METAL POSTS AND MEMBERS.

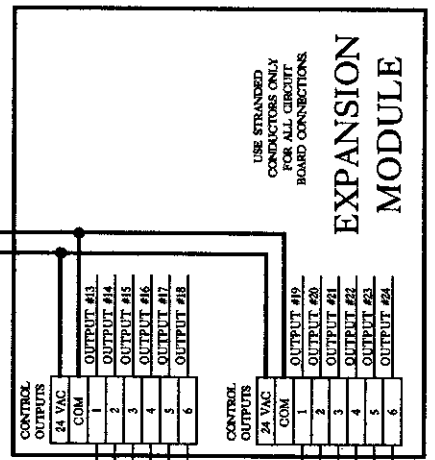
ASPIRATED VPD SENSOR ZONE #2 (OPTIONAL)
 LOCATE SENSOR IN THE CENTER OF THE CONTROLLED AREA, AT BENCH OR CROP LEVEL, AWAY FROM DIRECT CONTACT WITH GREENHOUSE METAL POSTS AND MEMBERS.



TYPICAL VALVE CONNECTION



24 VAC, TRANSFORMER MACHINE TOOL RATED, 100VA MINIMUM RECOMMENDED



WATER PRO SENSOR INPUTS/ VALVE OUTPUTS



MICRO GROW GREENHOUSE SYSTEMS, INC.
 26111 Ynez Road, Suite C-4
 Temecula, CA 92591
 Phone 909.296.3340 Fax 909.296.3350

Project		WATER PRO SENSOR INPUTS			
Drawn by	Date	Distributor	Order ID	Page #	
JF	5/15/01	N/A	N/A	1 of 1	